


eBook & eAudiobook Access for Hayden Scholars: Phoenix Public Library Resources

Download
FREE
Audiobooks



FREE eBooks, eAudiobooks, eMusic, eVideos, eNewspapers, eMagazines, and much more are available through the Phoenix Public Library. Use your library eCard to get access to a wide selection of digital resources. All are easily downloadable to your smartphone, tablet, or computer. Plus, there are no late fees for borrowing digital materials. All items are returned automatically for your convenience.

Getting a Phoenix Public Library eCard

1. A Phoenix Public Library (PPL) card and a device with an internet connection are required. Data rates may apply on mobile devices. A WiFi connection is recommended.
2. Need to get a library card? Scan this QR code to apply for a PPL eCard –



PPL eCard Registration

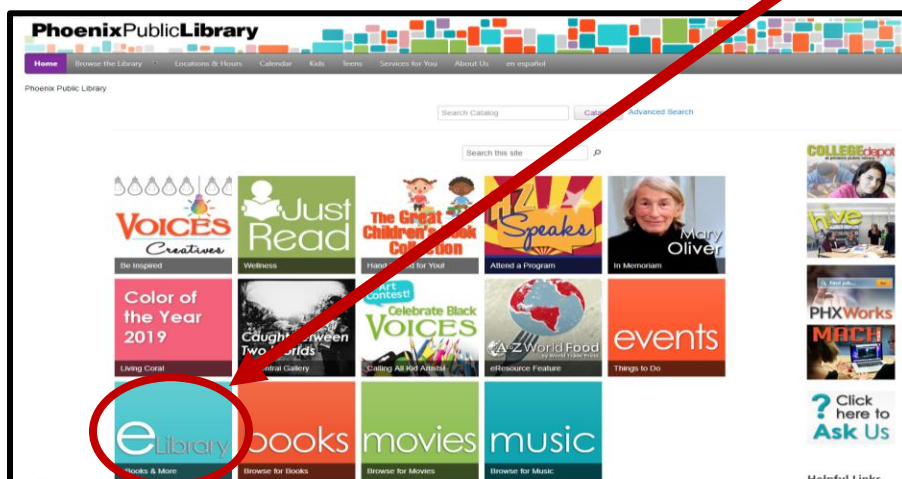
<https://goo.gl/V4fdjx>

3. Record your card number and password because you will need this information to access the free eLibrary resources. ***It is recommended that you use your PUHSD student email when registering for a PPL eCard.***

Your PPL eCard Number: _____

Your PPL eCard Password: _____

4. After getting your PPL eCard, go to the library's home page and select the **eLibrary** icon.



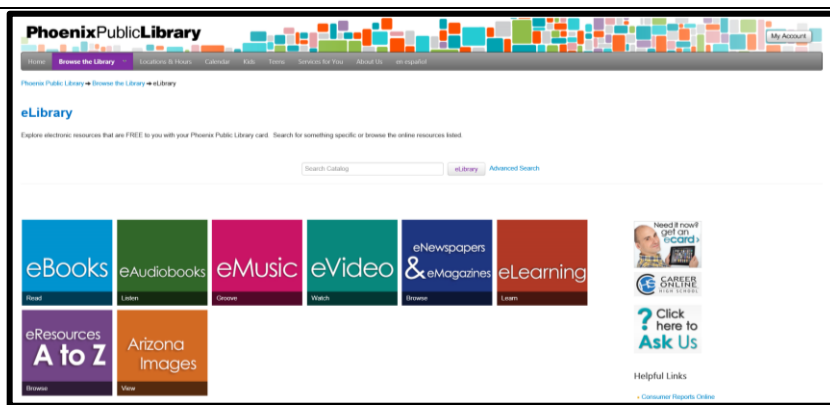
Phoenix Public Library Digital Resources

Scan this QR code to easily access the PPL eLibrary digital resources -



PPL – eLibrary Website
<https://goo.gl/3fvkBo>

Note: GPDL = Greater Phoenix Digital Library



Here are some of the many digital resources that the PPL provides its patrons:

eBooks	eAudiobooks	eMusic	eVideos	eMagazines & eNewspapers	eLearning
AXIS 360 Overdrive (GPDL) Hoopla TumbleBook Library Skillsoft Books Project Gutenberg	AXIS 360 Overdrive (GPDL) Hoopla RBDigital (formerly Zinio) Skillsoft Books LibriVox	Freegal Hoopla International Music Score Library Project	Overdrive (GPDL) Hoopla Kanopy Sage Business & Management Video Library Skillsoft Books	Overdrive (GPDL) RBDigital (formerly Zinio) Flipster Consumer Reports Online EBSCO MasterFile Premier PressReader NYTimes.com NewsStand – Online Newspapers	Universal Online Classes Learning Express Library Typing Quest Pronunciator (English & Spanish) Rocket Languages Powerspeak Languages Driving-Tests.org Gale TERC – Testing & Education Reference Center Plus many more career and free online learning resources

(Note: There are a limited number of copies for some of the digital items. You may only be given the option to HOLD an item or be on a WAIT LIST for the item if all its copies are already checked out.)

Follow these steps to access digital resources from the most popular sites:

OVERDRIVE (GPDL)

Follow these steps to access eBooks, eAudiobooks, eMagazines, eNewspapers and eVideos -

1. Using a personal computer will require this process: Go to <http://phoenix.lib.overdrive.com> - Click on the “Sign In” link at the top. Select “Phoenix Public Library.” Enter your PPL card number and password. Browse or search for a title. Once you have made your selection, click “Borrow.” Simply click “Read” next to the borrowed item to begin reading/viewing/listening.

2. Using a smart device will require this process: Download the free OverDrive Media Console app from the Apple App or Google Play stores. Use the app's "Add a Library" feature to find and save PPL's OverDrive site. In the app, click "Sign In" and choose "Phoenix Public Library."
3. The OverDrive app will allow you to read eBooks and stream videos, music, and audiobooks on your smart device. Browse or search for a title. Once you have made your selection, click "Borrow." Simply click "Read" next to the borrowed item to begin reading/viewing/listening.

HOOPLA

Follow these steps to access eBooks, eAudiobooks, eMusic, and eVideos -

1. Using a personal computer will require this process: Go to <https://www.hoopladigital.com/> - You will be required to create an account before accessing the resources. When creating your account select "Phoenix Public Library." Enter your PPL card number and password. At the top of the Hoopla site, enter your email and password. Click on the "LOG IN!" icon at the top. Browse or search for a title. Once you have made your selection, click "Borrow." After borrowing an item, go to "My Hoopla" and "Currently Borrowed" to play or listen to your title. Each month, you are allowed to borrow a maximum of 12 items. There are never any waiting lists. If you see a title, you can check it out.
2. Using a smart device will require this process: Download the free Hoopla digital app from the Apple App or Google Play stores. Use the app's "Add a Library" feature to find and save the PPL's Hoopla site. In the app, click "Sign In" and choose "Phoenix Public Library."
3. The Hoopla app will allow you to read eBooks and stream videos, music, and audiobooks on your smart device. Browse or search for a title. Once you have made your selection, click "Borrow." Simply click "Read" next to the borrowed item to begin reading/viewing/listening.

AXIS 360

Follow these steps to access eBooks and eAudiobooks -

1. Using a personal computer will require this process: Go to <http://phxlib.axis360.baker-taylor.com/> - You will be required to create an account before accessing the resources. When creating your account select "Phoenix Public Library." Enter your PPL card number and password. Click on the "Login" link at the top. Enter your PPL card number and password. Browse or search for a title. Once you have made your selection, click "Checkout." Simply click "Read" next to the borrowed item to begin reading/viewing/listening.
2. Using a smart device will require this process: Download the free Axis 360 Mobile app from the Apple App or Google Play stores. Use the app's "Add a Library" feature to find and save PPL's Axis 360 site. In the app, click "Login" and choose "Phoenix Public Library."
3. The Axis 360 app will allow you to read eBooks and stream videos, music, and audiobooks on your smart device. Browse or search for a title. Once you have made your selection, click "Checkout." Simply click "Read" next to the borrowed item to begin reading/viewing/listening.

4. Axis 360 items cannot be renewed or placed on hold. The loan period for all items is two weeks. Only three items may be checked out at a time.

RBdigital

Follow these steps to access eAudiobooks, eMagazines and eNewspapers -

1. Using a personal computer will require this process: Go to <https://phoenixaz.oneclickdigital.com/> - You will be required to create an account before accessing the resources. When creating your account select "Phoenix Public Library." Enter your PPL card number and password. At the top of the RBdigital site, click on the "SIGN IN" icon at the top. Enter your username and password. Now you can browse or search for a title.
2. Using a smart device will require this process: Download the free RBdigital app from the Apple App or Google Play stores. Use the app's "Add a Library" feature to find and save the PPL's Hoopla site. In the app, click "Sign In" and choose "Phoenix Public Library."
3. The RBdigital app will allow you to read eMagazines, eNewspapers, and listen to eAudiobooks on your smart device. Browse or search for a title. Once you have made your selection, click "Borrow." Simply click "Read" next to the borrowed item to begin reading/viewing/listening.

Freegal

Follow these steps to access eMusic -

4. Using a personal computer will require this process: Go to <https://phoenixpubliclibrary.freegalmusic.com/> - At the top of the Freegal site, click on the "Login" icon at the top. Enter your PPL card number and click on the "Login" icon. Browse or search for a title. Once you have made your selection, click "Stream Now." The **WEEKLY** download allotment is 5 items and the **DAILY** streaming allotment is 3 hours. Counters for both streaming time and downloads are at the top.
5. Using a smart device will require this process: Download the free Freegal music app from the Apple App or Google Play stores. Use the app's "Add a Library" feature to find and save the PPL's Hoopla site. In the app, click "Sign In" and choose "Phoenix Public Library."
6. The Freegal music app will allow you to stream ad-free music, at no charge to you on your smart device. Browse or search for a title. Once you have made your selection, click "Borrow." Simply click "Read" next to the borrowed item to begin reading/viewing/listening.

We encourage you to visit the PPL eLibrary for other free, helpful digital resources. Each resource has easy-to-follow directions for accessing the digital materials/services and downloading the appropriate apps.